



Europäisches
Patentamt

European
Patent Office

Office européen
des brevets

Register Plus

and the WebRegMT alert service

An introductory guide



Everything you need to know before your start

What is Register Plus?

Register Plus is the place where the EPO stores all the publicly available information it has on European patent applications as they pass through the grant procedure. It is a free service available on the internet at www.epoline.org

What can Register Plus do for you?

You can use Register Plus to:

- find out what stage in the procedure a European patent application has reached
- see if a European patent application has been granted, or will be granted soon
- check whether any oppositions to a European patent have been filed
- read the correspondence between the EPO and the patent applicant /attorney.

What is in Register Plus?

Register Plus contains procedural information on all European patent applications from the moment they are published.

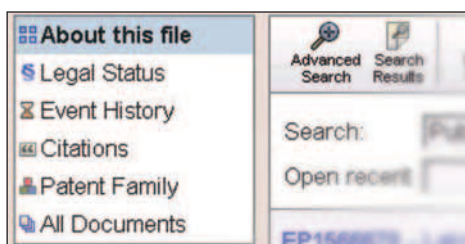
It also contains all the public documents in the EPO's file (often called the "file wrapper").

What is the "WebRegMT alert service"?

If you are interested in tracking specific European patent applications, you can sign up for the free WebRegMT alert service, which will automatically send you an e-mail alert every time something happens to any of these applications in the course of the grant procedure.

Where to find what you need

Register Plus is divided into a number of different sections, each one giving you access to a different type of information about the application you are interested in.



About this file

Contains bibliographic and procedural status information, plus the file history ("Show history" button).

Legal Status

Shows the most important legal events in the European procedure, plus any information available to us on the fate of the European patent once it passes in the responsibility of the designated states following grant.

Event History

Lists events for the current file in chronological order.

Citations

List of documents found during the patentability search for the European patent application or cited by the applicant.

Patent Family

Displays a list of patent documents from around the world that are linked to the European patent application by a common priority number.

All Documents

Shows a complete list of the contents of the file at the EPO, together with links that open each document in the viewer.

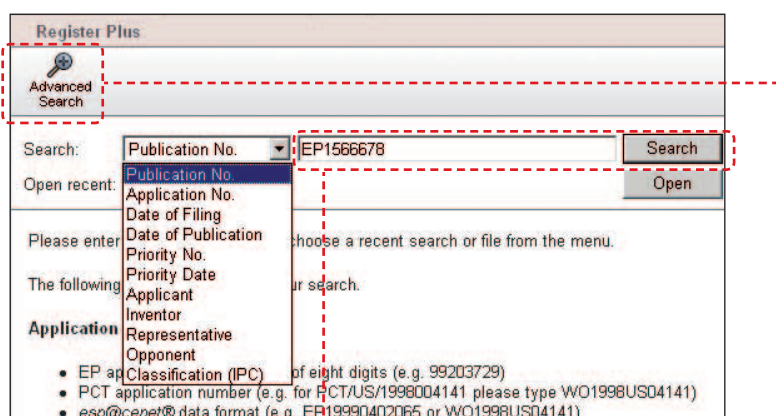
Getting started

First go to www.epoline.org. Click on the “Register Plus” button in the toolbar. This will take you to the simple search screen.

Using the “Back” button

Using the “Back” button in your internet browser will not always return you to the previous page. We recommend that you use the “Open recent” feature to return to one of the previous files you have viewed.

Searching for procedural data



The screenshot shows the 'Register Plus' search interface. A red dashed box highlights the 'Advanced Search' button in the top left. Another red dashed box highlights the search input field containing 'EP1566678' and the 'Search' button. A third red dashed box highlights the 'Open recent' dropdown menu, which is currently open and shows a list of search criteria: Publication No., Application No., Date of Filing, Date of Publication, Priority No., Applicant, Inventor, Representative, and Opponent. Below the dropdown, there is a list of application types with their corresponding search formats: EP application (IPC), PCT application number, and esp@cenet data format.

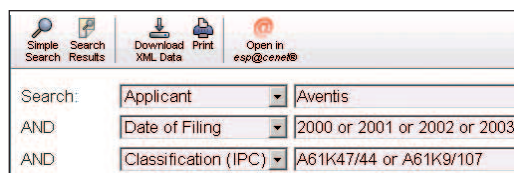
Simple search

Select the category you wish to search in and enter your search term in the adjacent window.

Then click on “Search”.

Advanced search

Click on the “Advanced search” button to open up the advanced search interface.



The screenshot shows the advanced search interface. At the top, there is a toolbar with icons for Simple Search, Search Results, Download XML Data, Print, and Open in esp@cenet. Below the toolbar, there are three search windows. The first window has a dropdown menu set to 'Applicant' and a text input field containing 'Aventis'. The second window has a dropdown menu set to 'Date of Filing' and a text input field containing '2000 or 2001 or 2002 or 2003'. The third window has a dropdown menu set to 'Classification (IPC)' and a text input field containing 'A61K47/44 or A61K9/107'.

The advanced search interface gives you a choice of three search windows. You can enter up to four search terms in each window, combining them with “OR” or “AND”.

Looking at the results

If your search produces more than one hit, the results will appear in a list on your screen. Just click on the title to see the details of any application that interests you.

Application No.	Publication No.	Applicant	Applicant No.	IPC
07251149	EP1857894	Hamilton Sundstrand Corporation	[2410851]	F18C33/12, F18C33/14, C28C4/00, F04C18/358, F04C29/00
07106941	EP1857870	Xerox Corporation	[219787]	G02F1/167
07106587	EP1857885	Xerox Corporation	[219788]	G02F1/167
07106487	EP1857884	Xerox Corporation	[219787]	G02F1/167, G09G3/34
06125892	EP1857841	General Electric Company	[7525210]	F01K23/10, F22B35/00, F22G5/16, F22G5/18, G06D29/13
07251893	EP1854421	ETHICON ENDO-SURGERY, INC.	[1911811]	A61B17/34, A61B1/313
07107679	EP1855290	Palo Alto Research Center Incorporated	[4962060]	G11B27/11, H04N5/00, H04N7/24, G11B27/10

When you open an application, the current status and the most recent event are displayed at the top of the page. Then come details of the patent application, followed by information on the procedure so far.

Tip: If you want to see the patent application itself, click on "Open in esp@cenet"

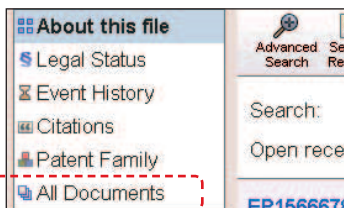
Application No.	Publication No.	Applicant	Applicant No.	IPC
EP1566678	EP1566678	Goodrich Corporation		

Event Date	Description
18/05/2005	Request for examination was made
17/03/2006	Dispatch of examination report (Time limit: M06)
05/09/2006	Reply to examination report
27/09/2006	Dispatch of examination report (Time limit: M06)
18/02/2007	Reply to examination report
01/03/2007	Dispatch of examination report (Time limit: M04)
29/05/2007	Reply to examination report
29/07/2007	Communication of intention to grant the patent

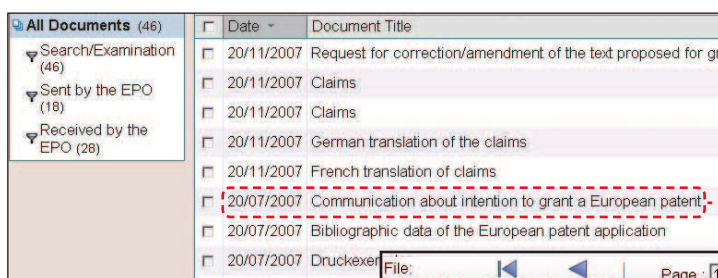
For example, if you see an entry saying "Communication of intention to grant the patent", you know that a granted patent can be expected within a few months. You can read the text of the patent in the form in which it will be granted by inspecting the file in the "All documents" section.

Inspecting files

To inspect the file for a particular patent application, simply click on the “All documents” button in the Register Plus results view.

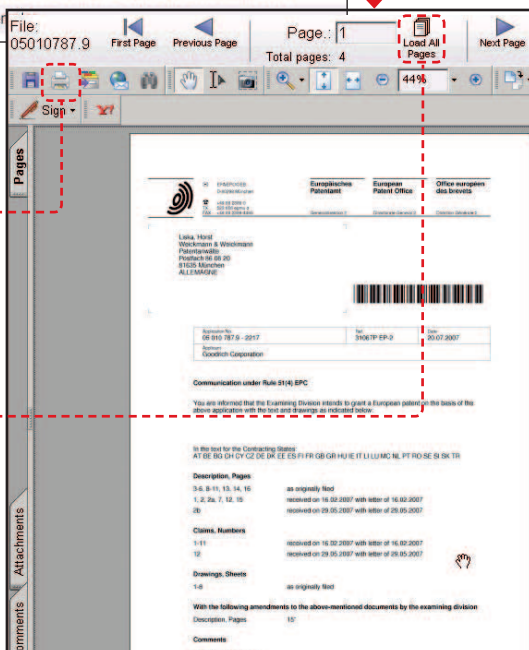


A new screen will appear, listing all the documents in the public part of the file. Click on the document title to open it in PDF format.



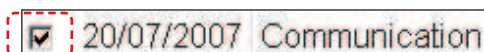
To print a document you have opened, click on the “Print” button in the PDF toolbar.

When a document is opened, only the first page is displayed. If you want to see or print all the pages, click on “Load all pages”.



Download

If you do not want to view the document on screen, you can download it for later use. To do this, click the checkbox next to the title of the document



then click on



and save it to your preferred location.

The WebRegMT alert service

Enrolment

If you are new to the WebRegMT alert service, you will have to enrol for:

- a username and password or
- a smart card.

To do this, go to www.epoline.org and click on the link at the bottom of the right-hand column.

Enrolment

If you do not have a username and password or a smart card, you can enrol by choosing one of the options below.

- [Enrol for a username and password](#)
- [Enrol for a smart card](#)

Once you have enrolled, log in via www.epoline.org and then click on the WebRegMT link.

Monitored files

You can monitor up to 1 000 cases per e-mail account. When you use WebRegMT for the first time, the “Monitored files” view will be empty. To add a file you want to monitor, just click the “Add” button and enter the application or publication number. You can also add a file reference or description if you wish.

Appl. No:	<input type="text"/>	or
Publ. No:	<input type="text" value="EP1528364"/>	
Reference:	<input type="text" value="F23G"/>	
	(max. 15 characters)	
Description:	<input type="text" value="incinerator"/>	
	(max. 50 characters)	

Then click “Save”.

How do I know a file has changed?

There are two ways of finding out whether a file you are monitoring has changed:

- by e-mail alert: click on



and tick the box “E-mail notification”

- by logging on to WebRegMT and clicking on the “Changed files” button.

Viewing changes

The changes themselves are not listed in WebRegMT, but in Register Plus under “most recent event”. To see the most recent event for a given file, simply click on the application number in the e-mail alert you receive or in the “Changed files” list.

European Patent Office

Munich

Headquarters
Erhardtstr. 27
80469 Munich
Germany
Tel.: + 49 (0)89 2399-0
Fax: + 49 (0)89 2399-4560

Postal address

80298 Munich
Germany

The Hague

Patentlaan 2
2288 EE Rijswijk
Netherlands
Tel.: + 31 (0)70 340-2040
Fax: + 31 (0)70 340-3016

Postal address

Postbus 5818
2280 HV Rijswijk
Netherlands

Berlin

Gitschinerstr. 103
10969 Berlin
Germany
Tel.: + 49 (0)30 25901-0
Fax: + 49 (0)30 25901-840

Postal address

10958 Berlin
Germany

Vienna

Rennweg 12
1030 Vienna
Austria
Tel.: + 43 (0)1 521 26-0
Fax: + 43 (0)1 521 26-3591

Postal address

Postfach 90
1031 Vienna
Austria

Brussels

Avenue de Cortenbergh 60
1000 Brussels
Belgium
Tel.: + 32 (0)2 274 15-90
Fax: + 32 (0)2 201 59-28